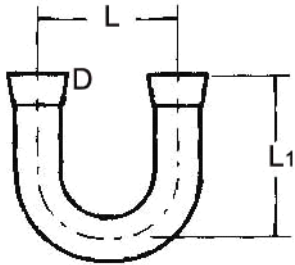


1.5 玻璃 U 型弯头

U Bends

玻璃扩口 U 型弯头

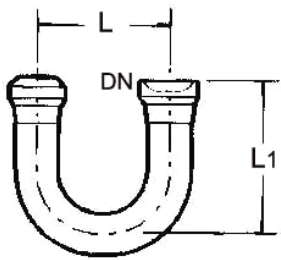
U Bends



DN	L1 mm	L mm
1/2"	90	100
3/4"	100	120
1"	120	150
1 1/2"	160	150
2"	200	190
3"	250	250
4"	300	300

玻璃球口 U 型弯头

U Bends

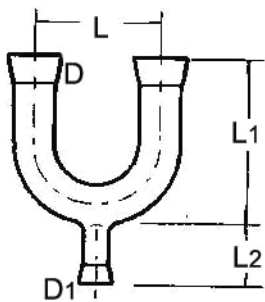


DN	L1 mm	L mm
25	120	150
40"	160	150
50	200	190
80	250	250
100 *	300	300

*DN100 为平口

玻璃扩口 U 型弯头

U Bends



D	D1	L1 mm	L mm	L2 mm
1/2"	1/2"	90	120	50
3/4"	3/4"	100	120	50
1"	3/4"	120	150	50
1"	1"	120	150	55
1 1/2"	1"	160	150	55
1 1/2"	1 1/2"	160	150	65
2"	1"	200	190	55
2"	1 1/2"	200	190	65
2"	2"	200	190	75
3"	1 1/2"	250	250	65
3"	2"	250	250	75
3"	3"	250	250	85