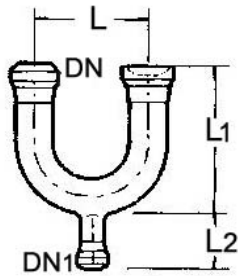


**玻璃扩口 U 型弯头**

**U Bends**



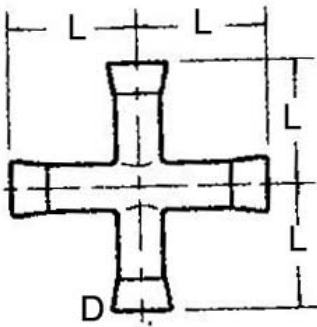
DN	DN1	L mm	L1 mm	L2 mm
25	25	150	150	100
40	25	150	150	100
40	40	200	200	100
50	25	210	200	100
50	40	150	150	100
50	50	150	150	100

**1.6 玻璃四通**

**Crosses**

**扩口等径玻璃四通**

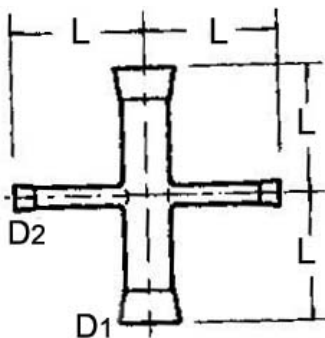
**Equal Crosses**



DN	L mm
1/2"	62
3/4"	75
1"	100
1 1/2"	125
2"	150
3"	180
4"	225

**扩口异径玻璃四通**

**Equal Crosses**



D1	D2	L mm
1"	1/2"	100
1"	3/4"	100
1 1/2"	1/2"	125
1 1/2"	3/4"	125
1 1/2"	1"	125
1 1/2"	1/2"	150
2"	3/4"	150
2"	1"; 1 1/2"	150
3"	1/2"	180
3"	3/4"; 1"; 1 1/2"; 2"	180
4"	1/2"; 3/4"; 1"	225
4"	1 1/2"; 2"; 3"	225